

Superalink Affiliate Influencer Guide

“These guidelines serve as a roadmap for influencers, ensuring clarity, consistency, and mutual success throughout the campaign.”

REGISTER ACCOUNT

Copyright by: @superalink

Create an Account

To get started with the affiliate program, simply provide your email and full name. For a quicker registration process, you can use your Google account.

Once you complete your registration, we will send an email to the account you provided.



Log in

Email

Password



☐ Remember me

[Forgot Password?](#)

Log in

or



Continue with Google

Don't have an account? [Register Now](#)

Welcome to Superalink Affiliate Influencer!

Thanks for joining our affiliate
program!

As a welcome gift, we've added
\$30 credits to your balance. You
can check it right away in the
Payout menu.

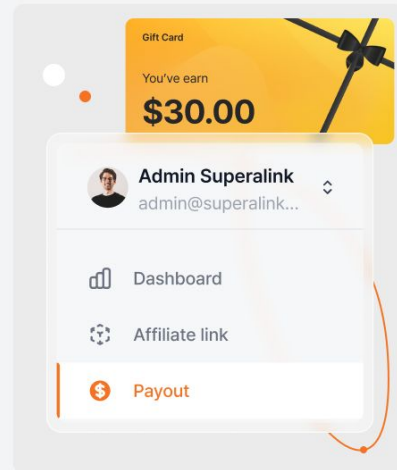
 Supera link

Welcome to Superalink Affiliate,
Unlock earnings and opportunities
globally

Thank you for joining our affiliate. As a welcome gift, we give you \$30.00 credits
automatically sent to your balance. Check it in the "Payout" menu.

Continue

[Terms & Conditions](#) [Privacy Policy](#)



Link it. Share it. Cash in.

We've made it simple for you
to start earning!

Get your unique affiliate link
in the Affiliate Link menu and
share it with your audience.
Every eSIM purchase
through your link = instant
commission.

 **Supera link**

**Get commissions with promote
Superalink's eSIM by sharing your
affiliate link**

We provide a special link for you to promote eSIM purchases on Superalink. Find your unique link in the "Affiliate Link" menu.

[Previous](#)[Continue](#)[Terms & Conditions](#) [Privacy Policy](#)

Your affiliate link

Storefront Page

<https://www.superalink.com/aff=234>[Copy link](#)

Transactions

gda11@sandbox.com	China 3GB/ 30 Days	\$23.43
example@mail.com	Indonesia 1GB/ 2 Days	\$9.25
peter@yahoo.com	Korea 1GB/ 14 Days	\$2.18
anja@outlook.com	UAE 2GB/ 10 Days	\$4.26



Monthly payout, zero hassle.

Your earnings are sent every
month. Minimum balance: \$40.

Keep your bank details
updated.

Supera link

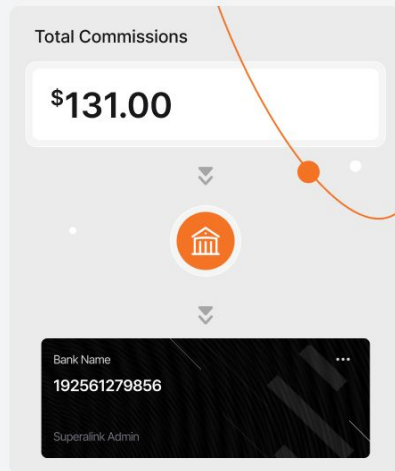
Commissions you've earned will be
disbursed every month to your
registered bank account

Payments transfer to your bank account monthly, requiring a minimum balance of \$50.00. Ensure your payout settings have a valid bank account to avoid delays.

Previous

Explore Dashboard

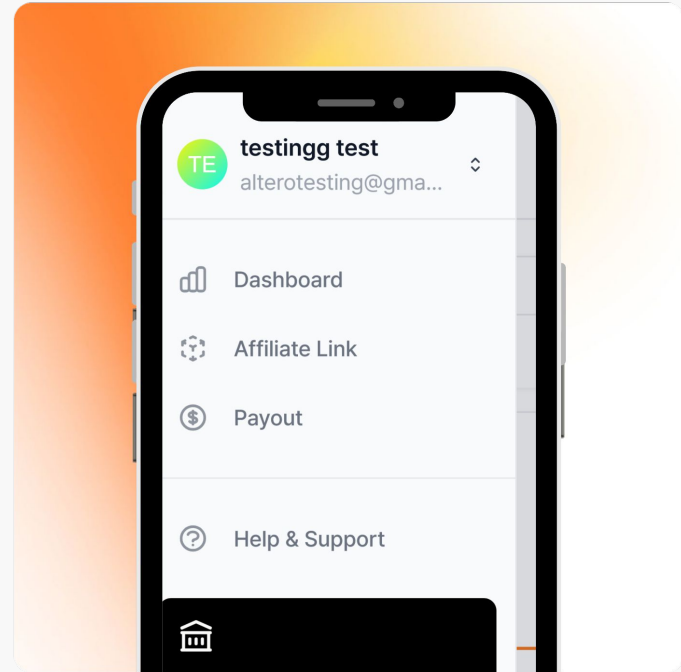
[Terms & Conditions](#) [Privacy Policy](#)



Menus

In the side menu, you will find three menus that will help you monitor and share your activities.

01. Dashboard
02. Affiliate Link
03. Payout



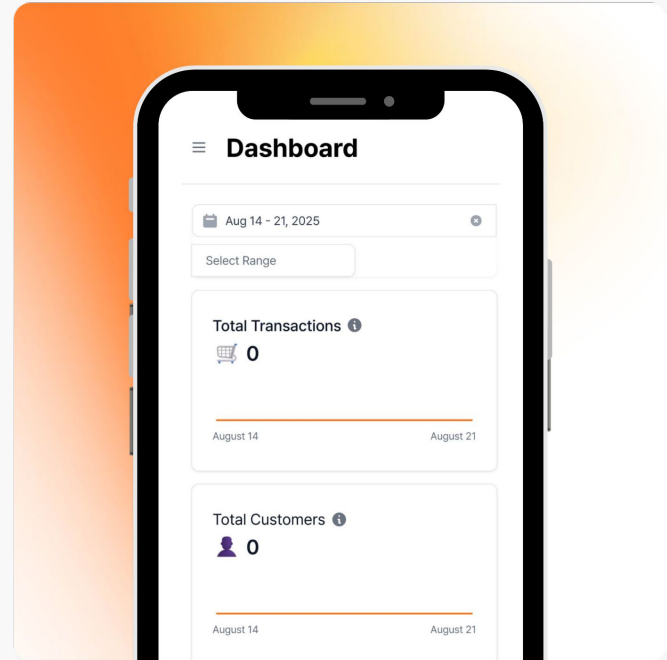
Dashboard

In the dashboard overview, you can track 4 types of data that can help you monitor your sales, such as:

01. Total Transactions
02. Total Customers
03. Total Revenue
04. Total Commissions



The data recorded automatically and real-time

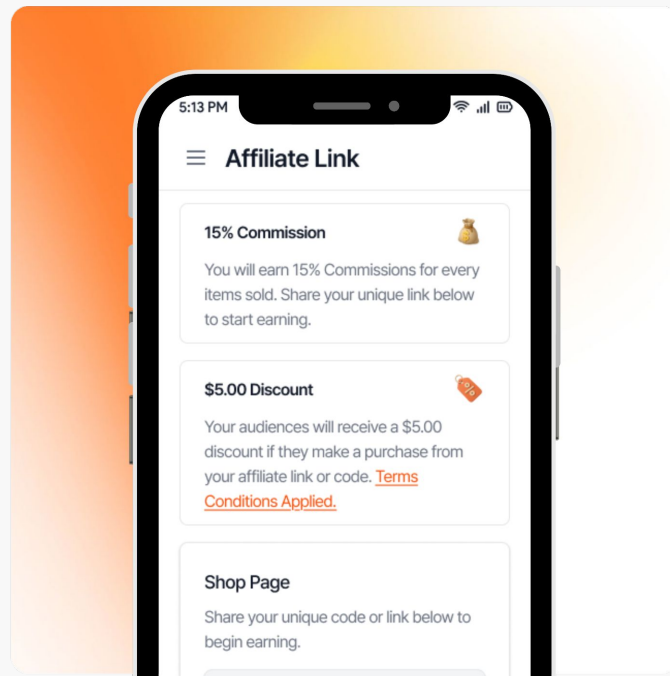


Affiliate Link

This is your unique link that you can share with your audience or customers. You can share your referral through the unique link, a QR Code, or by giving them your coupon code.

👁 Unique link is generated automatically from system and can't modify at this moment.

Join Superalink Affiliate → your followers score \$5 off their first eSIM (min. 5GB/4 days - TnC apply), and you earn 15% commission + \$30 starter credit, cash out at \$40, plus get free eSIMs to try & review.



How to promote eSIM from Superalink



01

Content Creation

Share your travel content on social media and inspire others through your travel moments in destination.



02

Brand Collaborator

Invite Superalink as your travel companion by tagging our official account in your content.



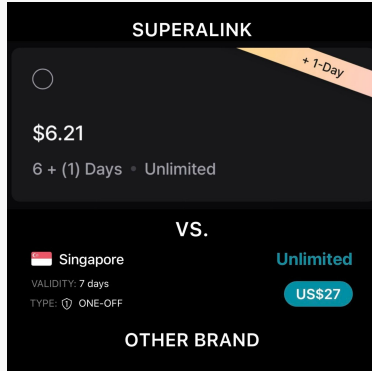
03

EARN COMMISSIONS

Earn \$10 for your content and get an extra \$40 instantly when you reach 10,000 views.

[Sign up for Superalink Affiliate Program](#)

“Cut Roaming Costs, Max Out Your Travel Vibes”



Saved \$ on data



More budget, less stress



Touchdown Singapore



Roaming fee → Pilates fee

“From Value to Memories – How Superalink Fits Your Journey”



**Instant vibes: scan & boom!
You're online**



Easy Trip, Easy Net



Snap your eats, sips, and trips

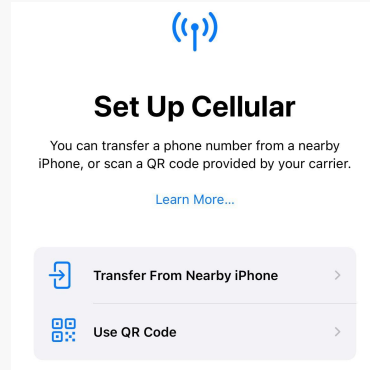


**Drop that OOTD or squad
pic straight to IG in secs**


“Activate in Minutes – Superalink eSIM Made Simple”



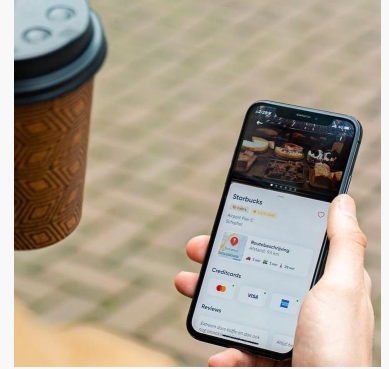
Step 1: Open Settings



Step 2: Add Mobile Plan



Step 3: Scan the QR code



Connected and ready to explore!

Content Requirements

Experience Sharing: Focus on your personal travel experience with Superalink eSIM.

Key Benefits to Highlight:


- Affordable and reliable service.
- Easy activation through the Superalink web.
- Seamless internet in 150+ countries.

Tagging:

- TIKTOK: @superalink.official
- INSTAGRAM: @superalink.official

Caption:

Adapt the ideas to match your own content style and make them engaging. Don't forget to include the promo code in your caption And the content must include a clear Call to Action (CTA), encouraging your followers to visit the Superalink affiliate website and try the eSIM for themselves.



Hashtags:

#TravelConnected #eSIMLife #TravelWithESIM #StayConnected
#TravelTips #SuperalinkESIM #TravelSmart

1. TikTok

Content Requirements:

- Duration: 15–45 seconds (ideal for algorithm & retention).
- Style: Fast-paced, trending sounds, memes, POVs, or short skits.
- Focus: Relatable travel struggles → quick solution with Superalink.
- Must include: App demo (scan QR & activate), real travel footage (airport, café, sightseeing).
- CTA: Overlay text + spoken/narrated: “Stay connected with Superalink – link in bio!”

Format Guidelines:

- Vertical (:16) only.
- Use trending audio that matches the vibe.
- Strong opening hook in first 3 seconds (e.g., “How I got WiFi abroad in 15s 🚀”).



Example Concepts:

- POV: “Landing in Bali & instantly online thanks to Superalink.”
- Tutorial: “3 easy steps to activate eSIM.”
- Budget Hack Content: “Show savings from Superalink being used for fun stuff.”

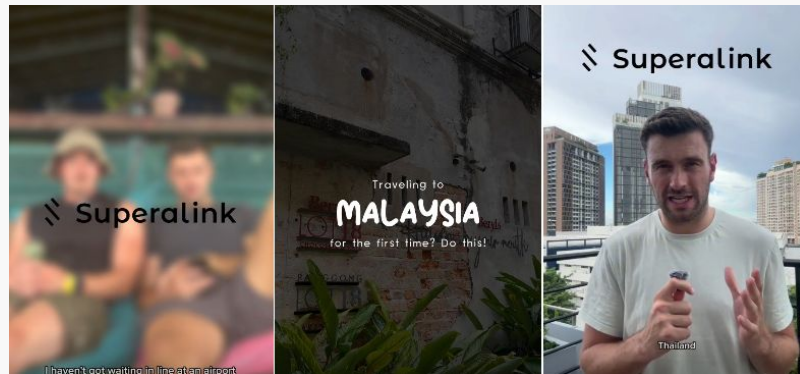
2. Instagram

Content Requirements:

- Format: Reels (15–60 seconds).
- Style: Aesthetic, polished, storytelling vibe with smooth transitions.
- Focus: Travel diary style → weave Superalink naturally into moments (OOTD selfie upload, navigating maps, café WiFi).

Example Concepts:

- Reel: “Day in my life in Tokyo with Superalink – no roaming, no stress.”
- Transition video: Before (offline) → After (connected with Superalink).
- Travel OOTD upload with overlay: “Posted instantly thanks to Superalink.”



Format Guidelines:

- Vertical (9:16).
- Use trending music but align with aesthetic vibe (travel-friendly beats, lofi).
- Emphasize visual storytelling with overlay text.

3. YouTube Shorts

Content Requirements:

- Duration: 30–60 seconds (Shorts reward slightly longer & more detailed).
- Style: Informational + personal vlog hybrid.
- Focus: Honest mini-reviews, how-to tutorials, & side-by-side comparisons.
- Must include: Clear explanation of Superalink eSIM benefits (easy activation, affordable, 150+ countries).
- CTA (verbal & on-screen): “Check Superalink in the description – get your eSIM today!”

Format Guidelines:

- Vertical (9:16).
- Hook within 5 seconds: “This is how I connected abroad in seconds.”
- Include app screen recording + live travel demo.
- Mention affiliate perks & link in description.
- Add text overlays for clarity (YouTube Shorts audience often watches muted).



Example Concepts:

- Honest review: “5 days with Superalink – here’s the truth.”
- Tutorial: Step-by-step eSIM activation with voiceover.
- Comparison: Competitor eSIM price (brand blurred) vs. Superalink + real travel use.

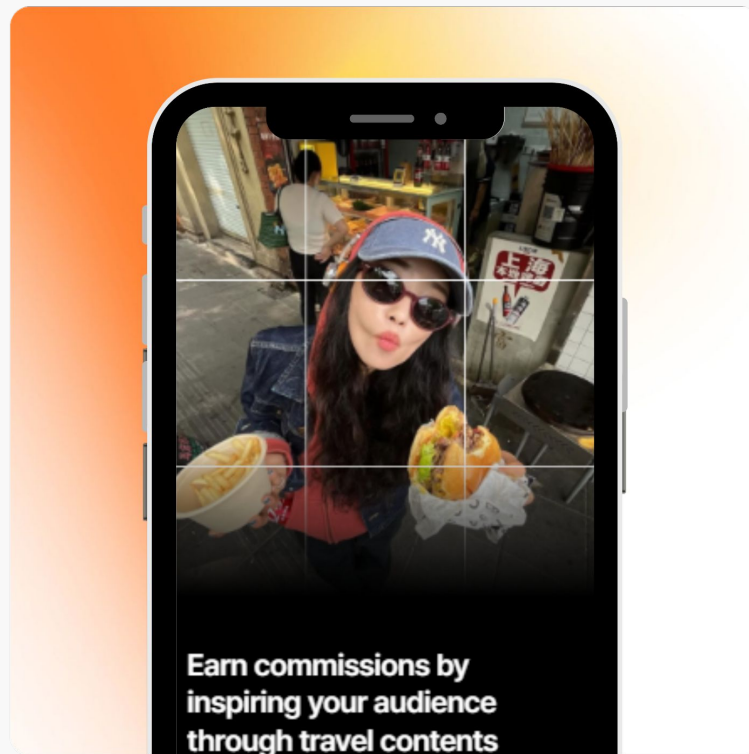
Content Do's & Don'ts:

✓ Do's

- Be authentic & honest
- Show app & activation process
- Use natural storytelling
- Highlight benefits (easy, affordable, 150+ countries)
- Add CTA, promo code, tag @superalink.official
- Upload within 7–14 days
- Mention affiliate rewards

✗ Don'ts

- Fake locations or misleading travel scenes
- Promote competitors (blur if shown)
- Re-upload same content
- Distort or recolor logo
- Make false claims about product
- Forget to notify Superalink after posting



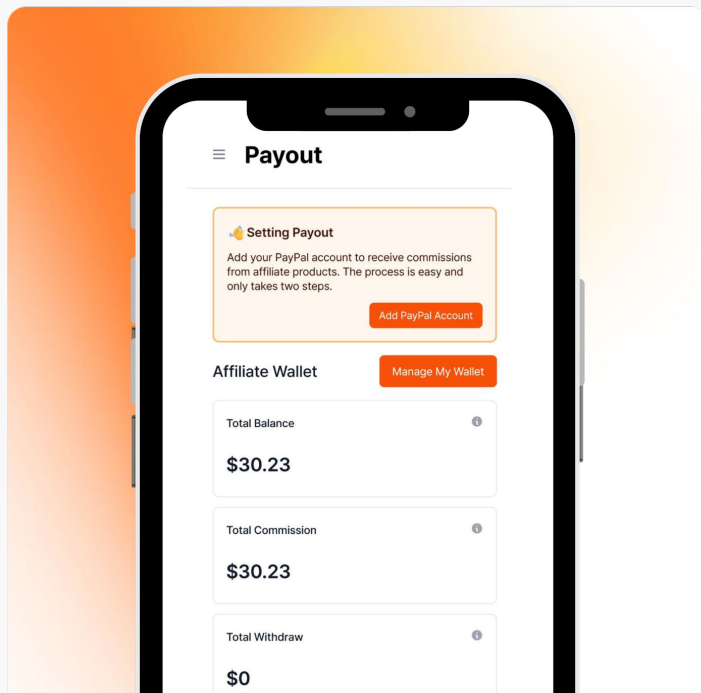
Payout or Withdrawal

01. Minimum Balance

You need at least \$40.00 in your balance to request a payout. We'll send the funds to your PayPal account every month, please ensure you have one set up.

02. Disbursement Time

Payouts are based on commissions earned from the **1st to the last day of the previous month**. The payout date is set for the **10th of each month**, and it will be automatically sent to your balance account.

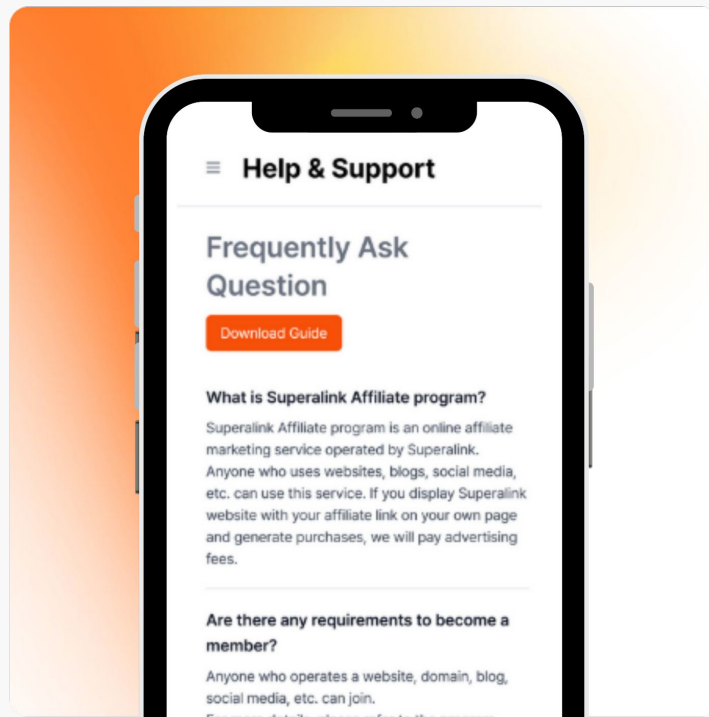


Help & Support

You can find frequently questions regarding affiliate on Help & Support side menu. These are include:

- General questions
- Payout
- Affiliate link
- Sales performance data, etc.

If you don't find the answer, feel free to contact our customer support (help@superalink.com)



THANK YOU