

# Superalink Affiliate Influencer Guide

“These guidelines serve as a roadmap for influencers, ensuring clarity, consistency, and mutual success throughout the campaign.”

## REGISTER ACCOUNT

# Create an Account

To get started with the affiliate program, simply provide your email, full name and social media. For a quicker registration process, you can use your Google account.

Once you complete your registration, we will send an email to the account you provided.

### Create an account to get started!

Email

Social Media (Instagram, TikTok, YouTube or Threads)

Full name

Register

or



Continue with Google

Already have an account? [Let's log in!](#)

# Welcome to Superalink Affiliate Influencer!

Thanks for joining our affiliate program!

Welcome to Superalink Affiliate,  
Unlock earnings and opportunities globally

Thank you for joining our affiliate. Earn rewards while sharing your passion for inspiring others to create incredible experiences in destination.

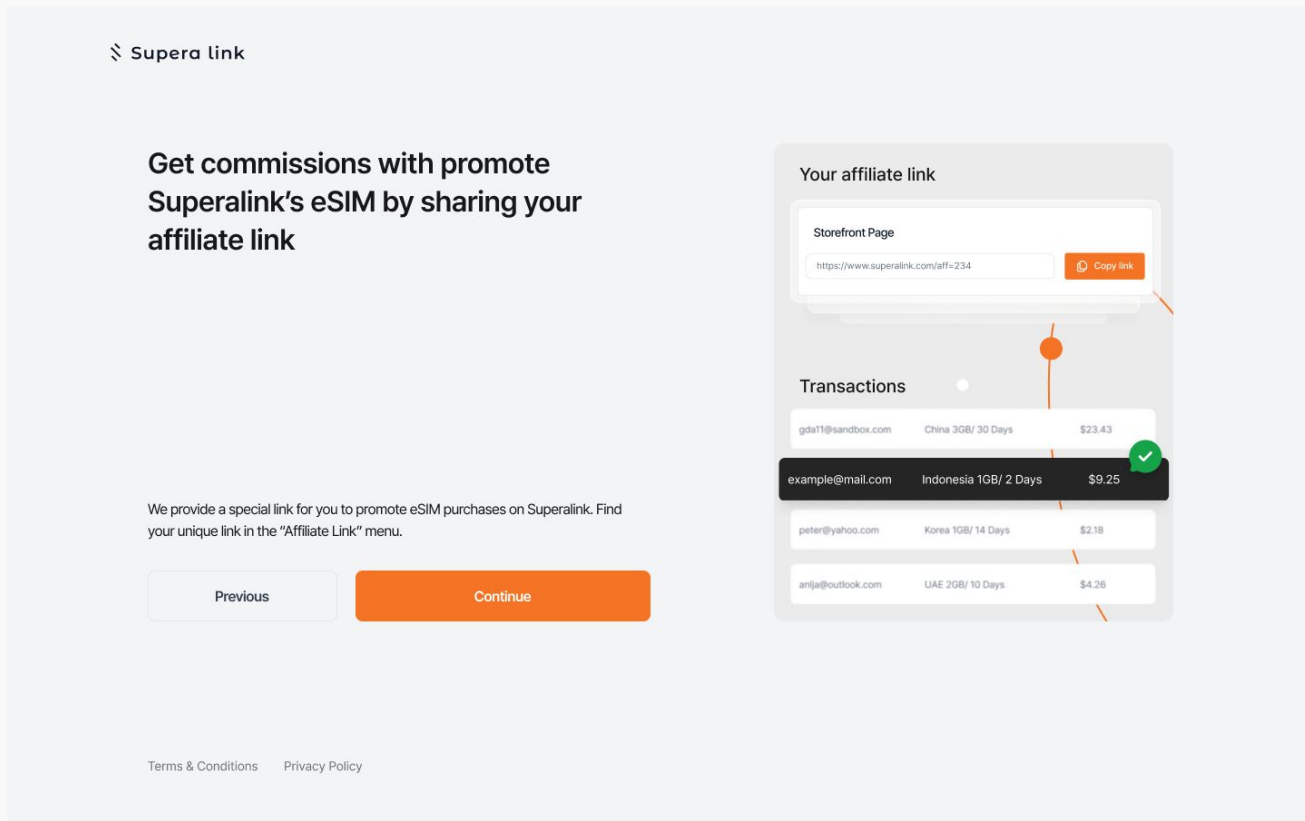
Continue



Link it. Share it.  
Cash in.

We've made it simple for you  
to start earning!

Get your unique affiliate link  
in the Affiliate Link menu and  
share it with your audience.  
Every eSIM purchase  
through your link = instant  
commission.



The screenshot shows the Superalink affiliate dashboard. At the top left is the Superalink logo. The main heading reads "Get commissions with promote Superalink's eSIM by sharing your affiliate link". Below this is a text block: "We provide a special link for you to promote eSIM purchases on Superalink. Find your unique link in the 'Affiliate Link' menu." At the bottom of this section are two buttons: "Previous" and "Continue".


On the right side, there is a panel titled "Your affiliate link". It shows a "Storefront Page" with the URL `https://www.superalink.com/aff=234` and a "Copy link" button. Below this is a "Transactions" table with a progress indicator. The table lists several transactions, with the second one highlighted in black and marked with a green checkmark.

Transactions		
gda11@sandbox.com	China 3GB/ 30 Days	\$23.43
example@mail.com	Indonesia 1GB/ 2 Days	\$9.25
peter@yahoo.com	Korea 1GB/ 14 Days	\$2.18
anjia@outlook.com	UAE 2GB/ 10 Days	\$4.26

At the bottom of the dashboard are links for "Terms & Conditions" and "Privacy Policy".

Monthly payout,  
zero hassle.

Your earnings are sent 5th ~  
10th every month. Minimum  
balance: \$40. Keep your  
PayPal Account details  
updated.

 Superalink

Commissions you've earned will be  
disbursed every month to your  
registered bank account

Payments transfer to your paypal account monthly, requiring a minimum balance of \$40.00. Ensure your payout settings have a valid payout account to avoid delays.


[Previous](#)

[Get Started](#)

[Terms & Conditions](#) [Privacy Policy](#)

Total Commissions

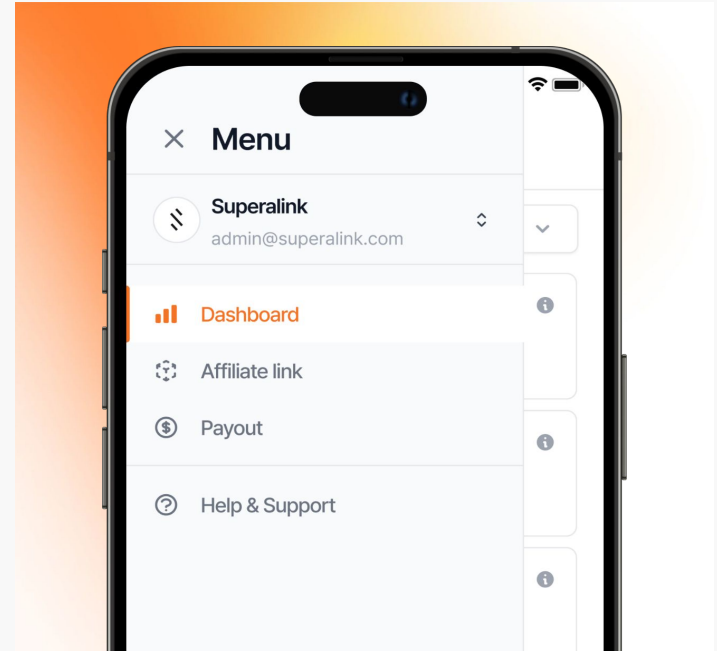
**\$131.00**



# Menus

In the side menu, you will find three menus that will help you monitor and share your activities.

01. Dashboard
02. Affiliate Link
03. Payout

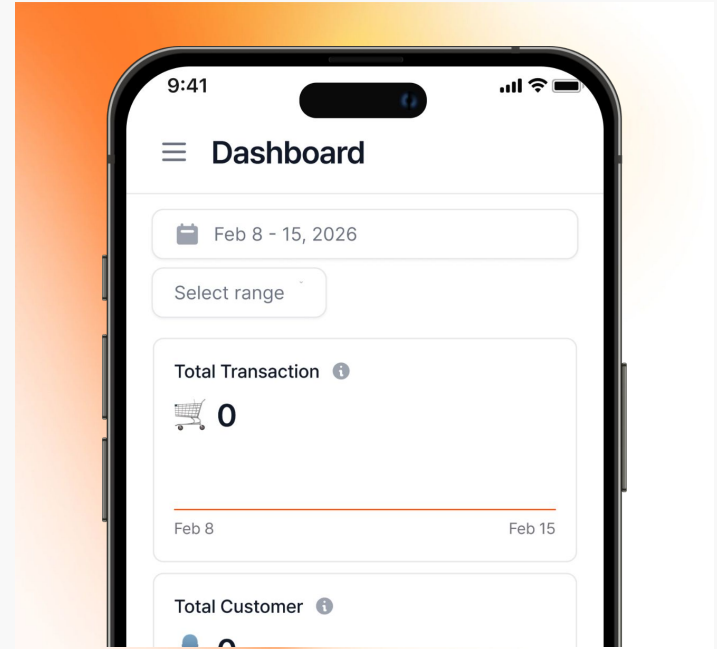


## Dashboard

In the dashboard overview, you can track 4 types of data that can help you monitor your sales, such as:

01. Total Transactions
02. Total Customers
03. Total Revenue
04. Total Commissions

 The data recorded automatically and real-time



## Affiliate Link

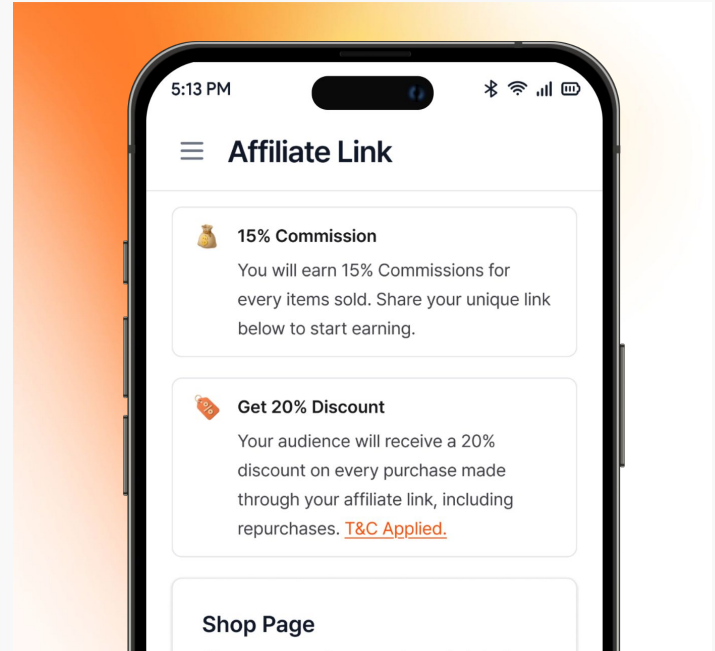
This is your unique link that you can share with your audience or customers. You can share your referral through the unique link, a QR Code, or by giving them your coupon code.



Unique link is generated automatically from system and can't modify at this moment.

Your audience will receive a **20% discount on every purchase** made through your affiliate link or coupon code.

This discount applies to all eligible purchases, including repeat purchases. It is no longer limited to first-time purchases or selected products only.



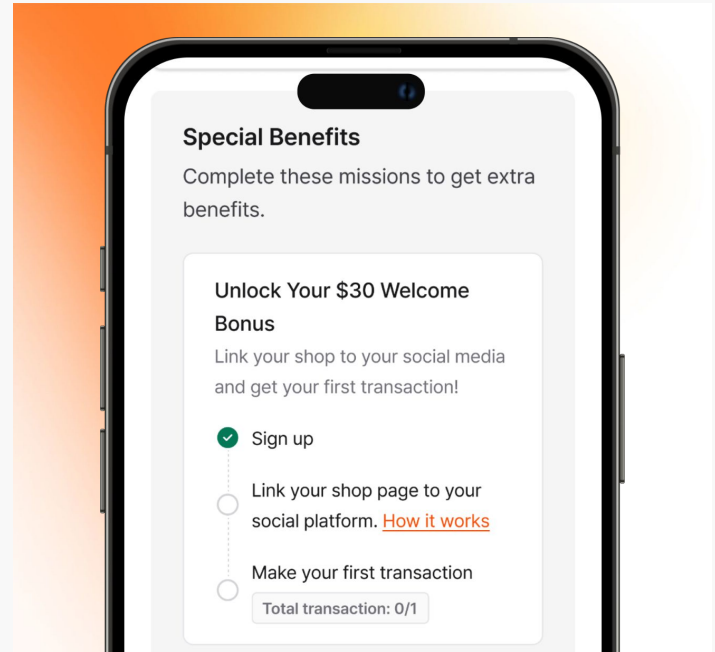
## Welcome Gift Bonus

Affiliates can unlock a **\$30 welcome bonus** by completing all required steps.

First, sign up for the affiliate program. Then, add the Superalink shop page link to your active social media channel and submit the social media URL for admin review.

Once the link is approved, affiliates must generate at least **one successful transaction** using their affiliate link or coupon code.

The \$30 welcome bonus will be credited after all requirements are completed and verified.



**Note:** The successful transaction can happen before or after the Superalink link is added to social media, as long as it is made using the affiliate link or coupon code.

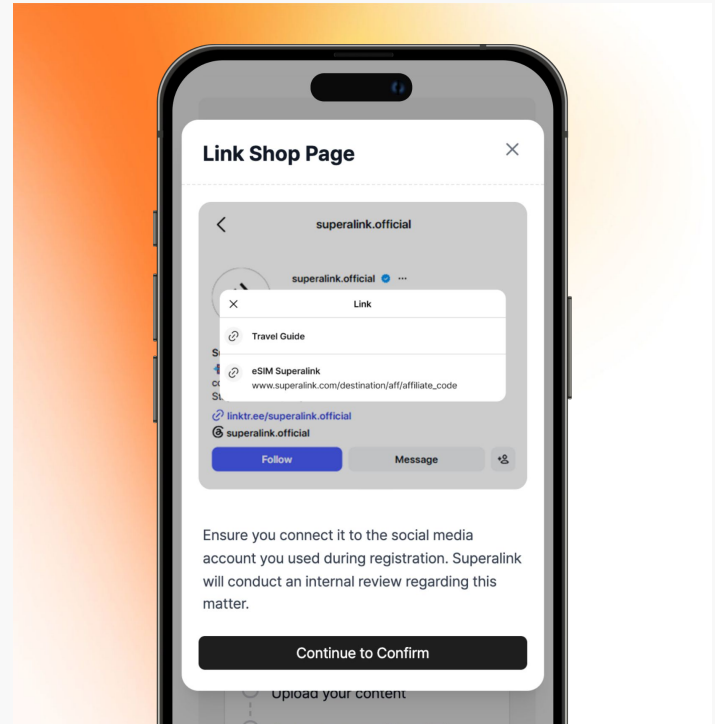
## Social Media Link Verification

To qualify for the welcome bonus, affiliates must add their Superalink shop page link to one of their active social media channels.

The link can be placed in a bio, link-in-bio page, pinned post, story highlight, or any visible section where their audience can easily access it.

After adding the link, affiliates need to submit their social media URL through the affiliate platform. The Superalink admin team will review the submitted channel to confirm that the affiliate link is active, visible, and connected to the affiliate's promotional channel.

**Note:** Affiliates only need to submit the social media URL where the Superalink link has been added. The admin team will verify the link before approving this requirement.



## Milestone Bonuses

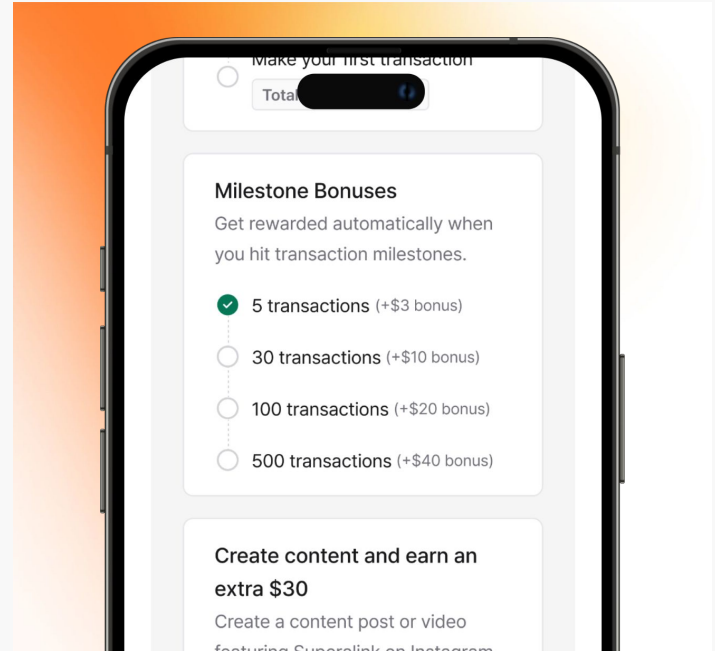
Affiliates can earn additional bonuses automatically when they reach cumulative successful transaction milestones.

Each milestone is based on the total number of successful transactions generated through the affiliate's link or coupon code.

### Bonus structure:

- 5 successful transactions: +\$3 bonus
- 30 successful transactions: +\$10 bonus
- 100 successful transactions: +\$20 bonus
- 500 successful transactions: +\$40 bonus

The milestone bonus is counted cumulatively and will be rewarded once each milestone is achieved.



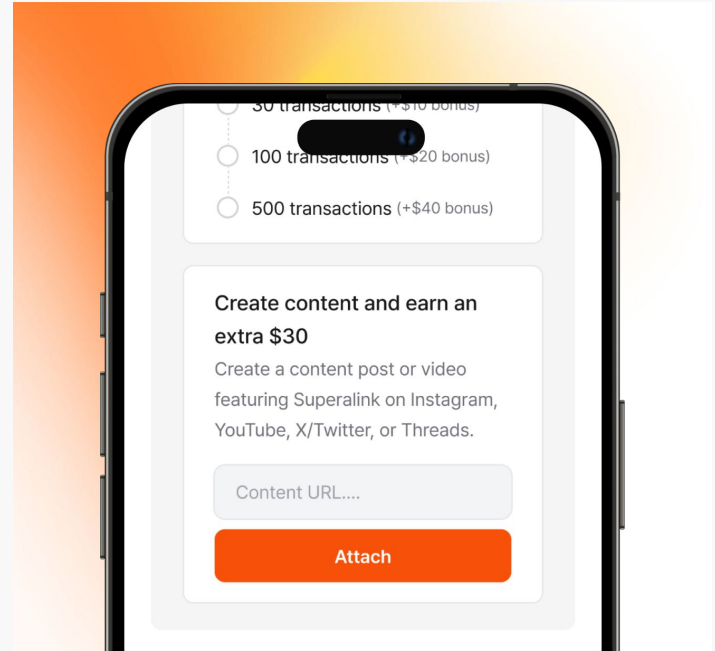
## Create Content Bonus

Affiliates can earn an additional **\$30 bonus** by creating and publishing content that features Superalink.

The content can be posted on supported social media platforms such as Instagram, YouTube, X/Twitter, or Threads. After publishing the content, affiliates need to submit the content URL through the affiliate platform.

The Superalink admin team will review the submitted content to make sure it is active, accessible, and properly features Superalink. Once the content is approved, the \$30 bonus will be credited to the affiliate's account.

**Note:** Submitted content must be publicly accessible or reviewable by the admin team. If the submission is rejected, affiliates can edit and resubmit the content URL for another review.



## How to promote eSIM from Superalink



01

### Content Creation

Share your travel content on social media and inspire others through your travel moments in destination.



02

### Brand Collaborator

Invite Superalink as your travel companion by tagging our official account in your content.



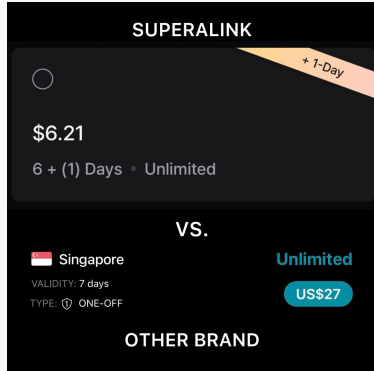
03

### EARN COMMISSIONS

Head start with \$30 and earn 15% commission on every eSIM sold through your code.

[Sign up for Superalink Affiliate Program](#)

***“Cut Roaming Costs, Max Out Your Travel Vibes”***



**Saved \$ on data**



**More budget, less stress**



**Touchdown Singapore**



**Roaming fee → Pilates fee**

***“From Value to Memories – How Superalink Fits Your Journey”***



**Instant vibes: scan & boom!  
You're online**



**Easy Trip, Easy Net**

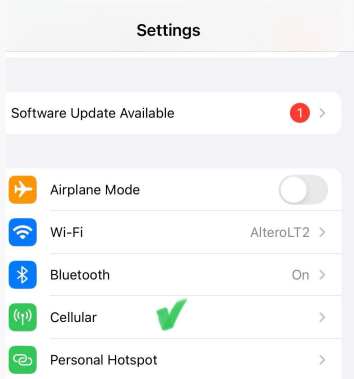


**Snap your eats, sips, and trips**

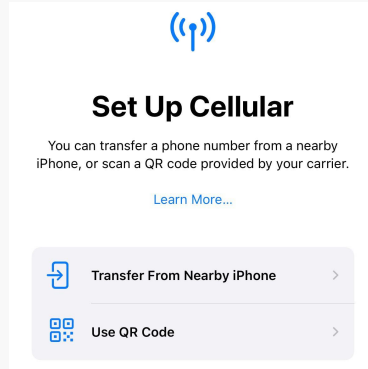


**Drop that OOTD or squad  
pic straight to IG in secs**


## *“Activate in Minutes – Superalink eSIM Made Simple”*



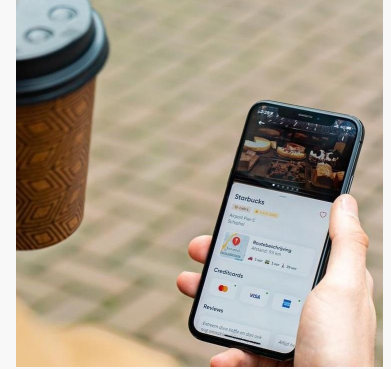
**Step 1: Open Settings**



**Step 2: Add Mobile Plan**



**Step 3: Scan the QR code**



**Connected and ready to explore!**

## Content Requirements

Experience Sharing: Focus on your personal travel experience with Superalink eSIM.

### Key Benefits to Highlight:


- Affordable and reliable service.
- Easy activation through the Superalink web.
- Seamless internet in 150+ countries.

### Tagging:

- TIKTOK: @superalink.official
- INSTAGRAM: @superalink.official

### Caption:

*Adapt the ideas to match your own content style and make them engaging. Don't forget to include the promo code in your caption And the content must include a clear Call to Action (CTA), encouraging your followers to visit the Superalink affiliate website and try the eSIM for themselves.*



### Hashtags:

#TravelConnected #eSIMLife #TravelWithESIM #StayConnected  
#TravelTips #SuperalinkESIM #TravelSmart


## 1. TikTok

### Content Requirements:

- Duration: 15–45 seconds (ideal for algorithm & retention).
- Style: Fast-paced, trending sounds, memes, POVs, or short skits.
- Focus: Relatable travel struggles → quick solution with Superalink.
- Must include: App demo (scan QR & activate), real travel footage (airport, café, sightseeing).
- CTA: Overlay text + spoken/narrated: “Stay connected with Superalink – link in bio!”

### Format Guidelines:

- Vertical (:16) only.
- Use trending audio that matches the vibe.
- Strong opening hook in first 3 seconds (e.g., “How I got WiFi abroad in 15s 🚀”).



### Example Concepts:

- POV: “Landing in Bali & instantly online thanks to Superalink.”
- Tutorial: “3 easy steps to activate eSIM.”
- Budget Hack Content: “Show savings from Superalink being used for fun stuff.”

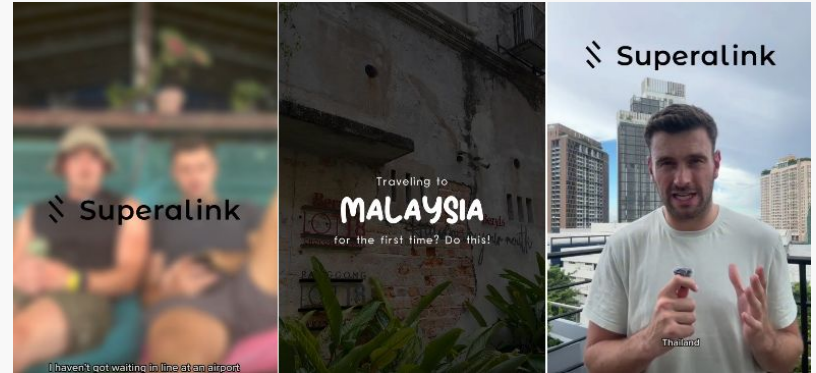
## 2. Instagram

### Content Requirements:

- Format: Reels (15–60 seconds).
- Style: Aesthetic, polished, storytelling vibe with smooth transitions.
- Focus: Travel diary style → weave Superalink naturally into moments (OOTD selfie upload, navigating maps, café WiFi).

### Example Concepts:

- Reel: “Day in my life in Tokyo with Superalink – no roaming, no stress.”
- Transition video: Before (offline) → After (connected with Superalink).
- Travel OOTD upload with overlay: “Posted instantly thanks to Superalink.”



### Format Guidelines:

- Vertical (9:16).
- Use trending music but align with aesthetic vibe (travel-friendly beats, lofi).
- Emphasize visual storytelling with overlay text.

### 3. YouTube Shorts

#### Content Requirements:

- Duration: 30–60 seconds (Shorts reward slightly longer & more detailed).
- Style: Informational + personal vlog hybrid.
- Focus: Honest mini-reviews, how-to tutorials, & side-by-side comparisons.
- Must include: Clear explanation of Superalink eSIM benefits (easy activation, affordable, 150+ countries).
- CTA (verbal & on-screen): “Check Superalink in the description – get your eSIM today!”

#### Format Guidelines:

- Vertical (9:16).
- Hook within 5 seconds: “This is how I connected abroad in seconds.”
- Include app screen recording + live travel demo.
- Mention affiliate perks & link in description.
- Add text overlays for clarity (YouTube Shorts audience often watches muted).



#### Example Concepts:

- Honest review: “5 days with Superalink – here’s the truth.”
- Tutorial: Step-by-step eSIM activation with voiceover.
- Comparison: Competitor eSIM price (brand blurred) vs. Superalink + real travel use.


# Content Do's & Don'ts:

### ✓ Do's

- Be authentic & honest
- Show app & activation process
- Use natural storytelling
- Highlight benefits (easy, affordable, 150+ countries)
- Add CTA, promo code, tag @superalink.official
- Upload within 7–14 days
- Mention affiliate rewards

### ✗ Don'ts

- Fake locations or misleading travel scenes
- Promote competitors (blur if shown)
- Re-upload same content
- Distort or recolor logo
- Make false claims about product
- Forget to notify Superalink after posting



# Payout or Withdrawal

## 01. Minimum Balance

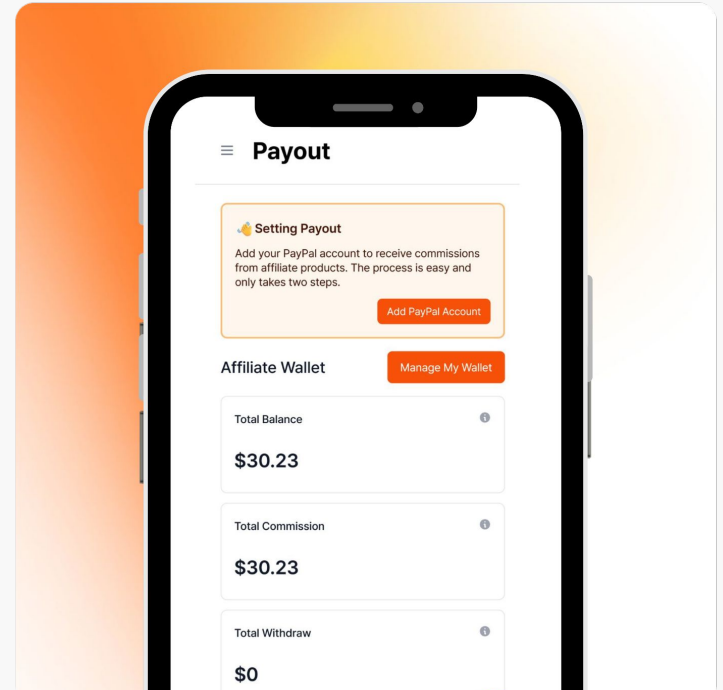
---

You need at least \$40.00 in your balance to request a payout. We'll send the funds to your PayPal account every month, please ensure you have one set up.

## 02. Disbursement Time

---

Payouts will create automatically and based on commissions earned from the **1st to the last day of the previous month**. Payments will be processed between **the 5th and 10th of each month** and will be automatically sent to your balance account in the process.



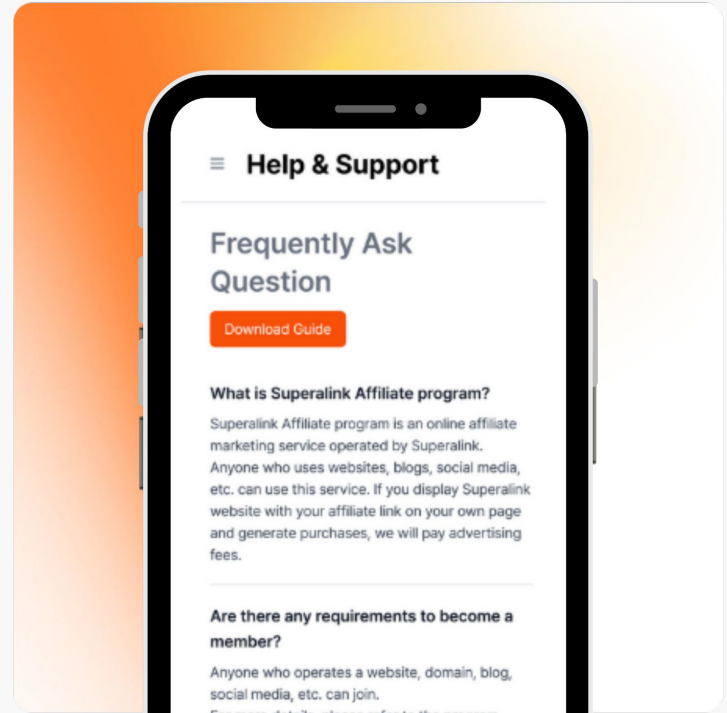
## Help & Support

You can find frequently questions regarding affiliate on Help & Support side menu. These are include:

- General questions
- Payout
- Affiliate link
- Sales performance data, etc.

If you don't find the answer, feel free to contact our customer support

- Email: [help@superalink.com](mailto:help@superalink.com)
- WhatsApp: [wa.me/6289530876567](https://wa.me/6289530876567)



**THANK YOU**